
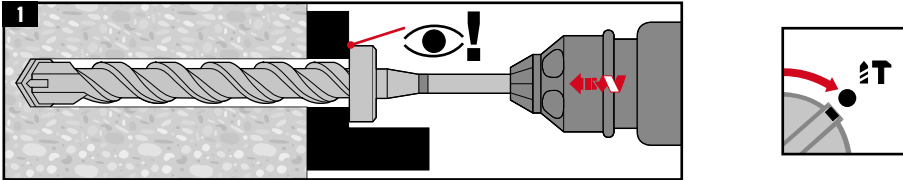
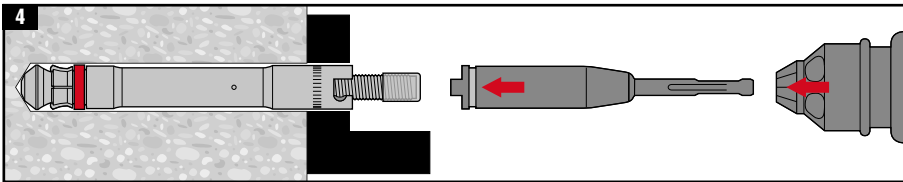
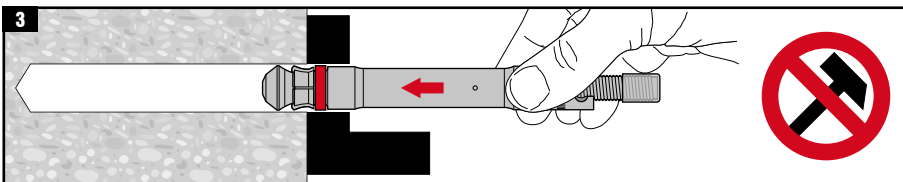
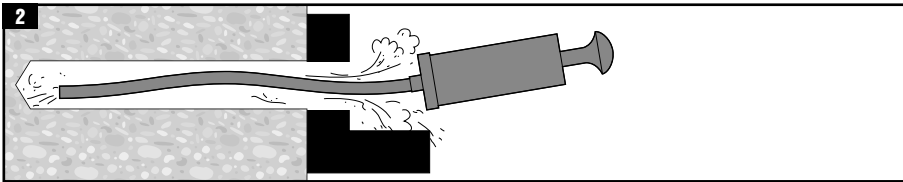


HDA-T	max. t_{fix}	d_f
HDA-T M10 x 100/70	70mm	21 mm
HDA-T M12 x 125/100	100mm	23 mm



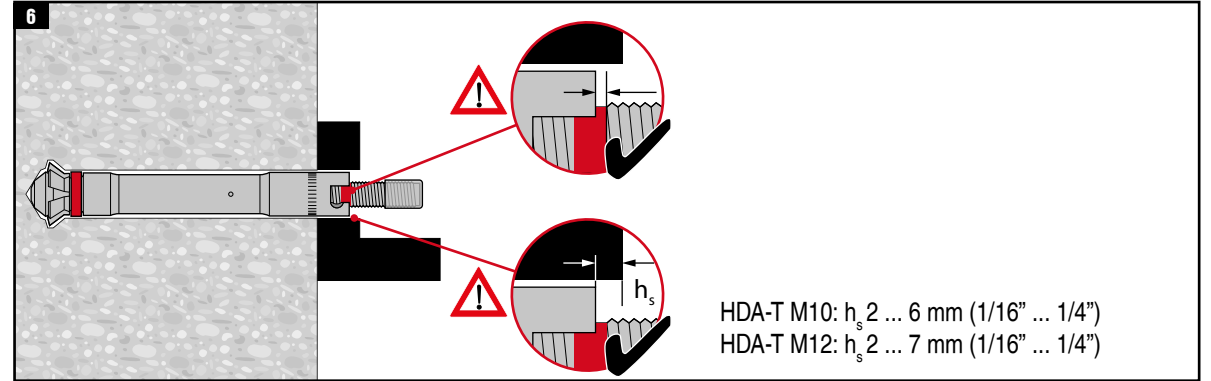
HDA-T	TE-C (SDS plus)	TE-Y (SDS max)
HDA-T M10 x 100/70	TE-C-HDA-B 20 x 170	-
HDA-T M12 x 125/100	TE-C-HDA-B 22 x 225	-



HDA-T	TE-C (SDS plus)	TE-Y (SDS max)
HDA-T M10	TE 25, TE 30-A, TE 40	-
HDA-T M12	TE 25, TE 30-A, TE 40	-

HDA-T	TE-C (SDS plus)	TE-Y (SDS max)
HDA-T M10	TE-C-HDA-ST20-M10	-
HDA-T M12	TE-C-HDA-ST22-M12	-

	$t_{setting}$
TE 25	10 ... 20 sec (max. 60 sec)
TE 30-A	10 ... 30 sec (max. 60 sec)
TE 40	10 ... 20 sec (max. 30 sec)
TE 56	10 ... 20 sec (max. 60 sec)
TE 60	15 ... 35 sec (max. 60 sec)



HDA-T	SW	T_{inst}
HDA-T M10	17	50 Nm (37 ft-lb)
HDA-T M12	19	80 Nm (59 ft-lb)